

#1

Home to the largest amount of FDI in the world

Source: UNCTAD (year end 2023)

U.S. JOBS Supported by FDI:

More than 325,000

200,001 - 325,000

100,001 - 200,000

25,001 - 100,000

7,000 - 25,000



4.2 days

Time required to start a business in the U.S.

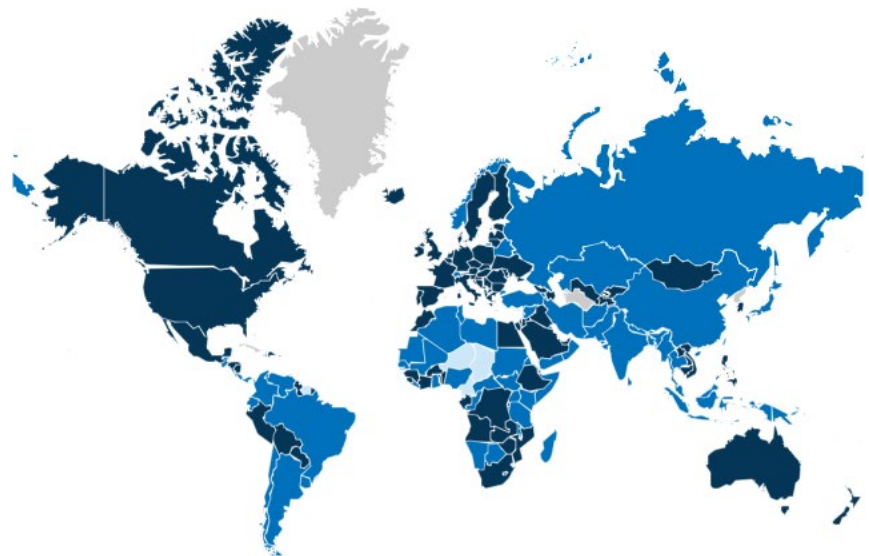
10.5 million

U.S. employees are employed at women-owned firms

Women, Business, and the Law: Entrepreneurship Indicator Score

37.68%

of employer and nonemployer U.S. firms are owned by women

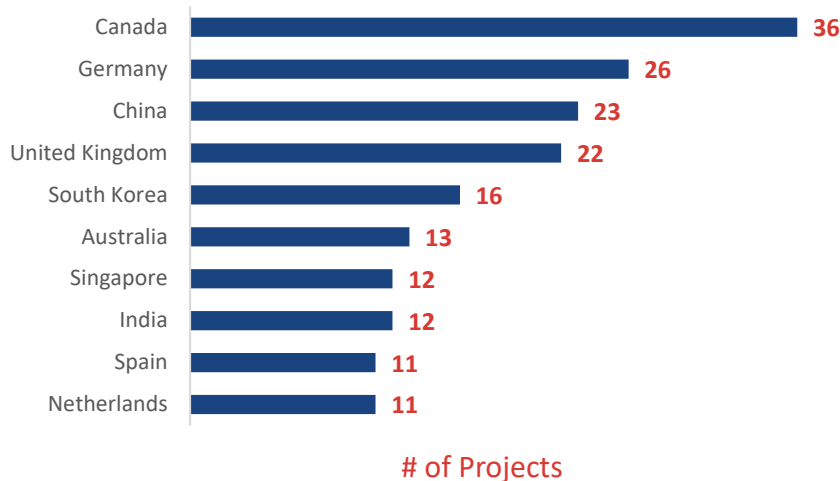


Index 1-100 0  100  Data not available

Sources: [U.S. Census Bureau Nonemployer Statistics by Demographics 2021 series](#), [World Bank's Gender Data Portal](#)
Last Updated: October 2024

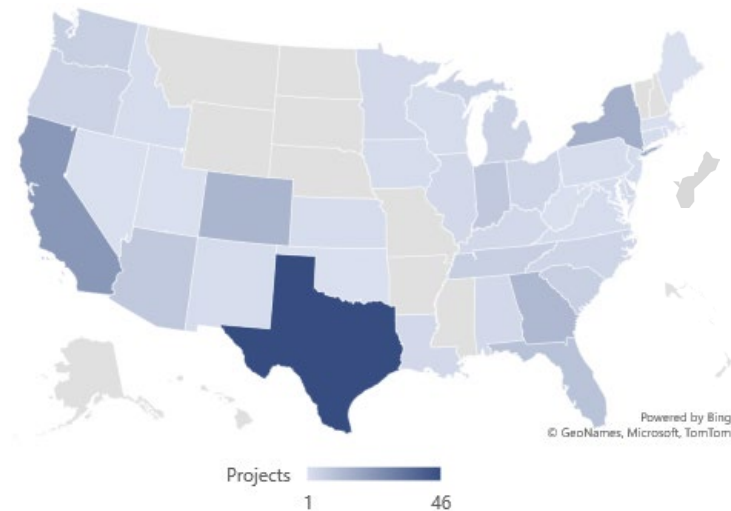
Top Sources of FDI in U.S. CleanTech

260 total announced greenfield projects



FDI in U.S. CleanTech by Destination State

260 total announced greenfield projects



Where countries had the same number of projects, the capex was used as the tie-breaker.

Sources: [fDi Markets](#) (data from January 2014 – December 2023, capex and jobs data includes estimated values)
Last Updated: October 2024

SelectUSA Investor Guide

The [SelectUSA Investor Guide](#) is a resource designed to assist investors with establishing and expanding business operations in the United States.

The Investor Guide provides a high-level overview of many of the most common topics of interest to investors, including:

- Business Structure
- Taxes
- Workforce
- Intellectual Property
- Banking
- Site Selection
- Federal Procurement
- U.S. Capital Market Structure

The [Select Global Women in Tech \(SGWIT\) Program](#) aims to promote American competitiveness and technology leadership by attracting talented women leaders in emerging technology sectors to spur economic growth and innovation, as well as to support women's economic empowerment globally.